

Twilio SMS

Twilio is a cloud communications (IaaS) company that allows to make and receive phone calls, send and receive text messages programmatically using its web service APIs.


Agile CRM integrates with Twilio Integration to offer Mobile Marketing functionality to its customers. No downloads and installations, a one time integration enables you to send out bulk messages using mobile campaigns to engage your contacts on the mobile space.

Here's a detailed setup description of the Agile's Twilio SMS integration:


1. Locate the Twilio integration

Go to Admin Settings ---> Integrations and find out Twilio integration under the SMS Gateways section. Click on the 'Enable' button on the integration to link Twilio to Agile CRM.

SMS Gateways



The Twilio integration widget features the Twilio logo (a red circle with four dots) and the text "twilio™ CLOUD COMMUNICATIONS". Below the logo, it states: "Twilio provides APIs for text messages and VoIP. Use your Twilio account to send SMS from Campaigns." At the bottom left, there is a button labeled "Enable".




The Plivo integration widget features the Plivo logo (a green speech bubble with a grid) and the text "plivo". Below the logo, it states: "Plivo provides Voice and SMS API for businesses of all sizes. Use your Plivo account to send SMS from Campaigns." At the bottom left, there is a button labeled "Enable".

2. Fill in Twilio Account Details

Upon clicking on the 'Enable' button on the widget, a new window shows up with the fields 'Account SID' and 'Auth Token'. Login to your Twilio Account in a new tab and copy the 'Account SID' and 'Auth Token' available right on the dashboard. Enter them in their respective fields here and save them to link your Twilio account with Agile CRM. That's it!

Admin Settings

Account Preferences Users Custom Fields API & Analytics Deals Stats Tag Management Integrations




Please provide your account details

3. Message from Twilio

Now that you have setup the Twilio SMS integration, you can start messaging your contacts from Agile. While creating campaigns, use the 'SMS node' at the point where you want to send out text message to your contacts. In the SMS node, choose your Twilio number (sender) in the 'From' field and fill in the rest.

Send Message ✕



Send SMS to the contact using SMS Gateway Integration

Node Name:

Settings Help

From:

- +14154294309
- +14154294309
- +14154294208
- +525584210327
- +3228084669**
- +12817134820
- +12817134819
- +14086757743

Special Christmas offers for our customers on [Snapdeal](#). Use code [FP30C6](#) during checkout to get 20% OFF on purchase above 200\$. Get best discounts on electronics, home & fashion. Buy 1 get 1 free!! Flat \$100 OFF on Laptop & more from [Snapdeal.com](#)

Select the contacts that you want to message and run the campaign on them.

Related Links:

- [Twilio - Agile CRM SMS Integration](#)
- [Plivo - Agile CRM SMS Integration](#)
- [Mobile Marketing - Agile CRM \(blog\)](#)